



CALENDAR of EVENTS

FEBRUARY

7 Board meeting & newsletter deadline

All members are welcome to attend the Board meetings. Gazette deadline is mid night tonight.

14 Sit & Stitch

Bring your machine or hand sewing or just yourself! A great time to get to know other quilters or get some help !

21 General meeting 10 am: Janet Wells "It's the Little Things"

Library, Community Service free fabric and Freebie Tables return!

28 Disappearing Double 9-Patch class with Sherry Verell

set up at 9, starts at 9:30
see p.5 for details

Board Meeting 10 AM first Monday each month.

General meeting 10 AM third Monday each month

Classes set up at 9:30 and start at 10 AM unless stated otherwise, and go for various lengths of time.

Sit & Stitch gather at 9:30, meets 10 to noon

Hand stitching follows General meeting, bring a lunch.

See articles for more information

MARCH

7 Board meeting & newsletter deadline

All members are welcome to attend the Board meetings. Gazette deadline is mid night tonight.

14 Sit & Stitch

Some will be stitching and some will just be sitting, but we will have a good time!

21 General meeting 10 am: Lyn Painter: Quilting with Wool

Food Bank collection

28 Sit & Stitch

Come get help with a project or show off what you've made!

No class this month.

April 11 is Fractured Log Cabin with Mary Ann.

IN THIS ISSUE:

CONTACT ALL STARS	p. 2
Minutes of the January Meeting	p. 2
Programs and Birthdays	p. 4
Education	p. 5
Community Service	p. 6
Featured Quilter	p. 7
BUS TRIP	p. 8
QuiltFest and Hand Stitching Group	p. 9
MarketPlace	p. 10
February BOM	p.11

CONTACT ALL STARS

The All Star Quilters' Guild meets every Monday at:

First Christian Church, 11924 San Jose Blvd., Jacksonville, Florida 32223

Mailing address: All Star Quilters Guild, P.O. Box 23772; Jacksonville FL 32241-3772

Website: <https://www.allstarquilters.org/>

Facebook page: [CLICK HERE](#)

Officers & Committee Chairs: [CLICK HERE](#)

Minutes of the Jan. '22 Meeting

The meeting was called to order by Pat D'Elia at 10:00 a.m. Pat stated that our Guild is 33 years old.

Thought for the day: "Do your best until you know better, then when you know better, do better." by Maya Angelou.

The December Guild minutes were approved; motion made by Barbara Nichols, and seconded by Jill Kelly.

President, Pat D'Elia

Pat has reserved a bus for the Daytona Quilt Show trip on February 25. The bus, driver tip and entrance fee to the quilt show will be \$30. You need to arrive at the church parking lot at 7:30 a.m.; the bus will leave the lot at 8:00 a.m. We will leave Daytona at 3:00 p.m.

There will be some changes to the board for 2022. We have two board members leaving: Mindy Ashby and Kathi Thompson.

Vondy Hilbert, Terri Chamberlain, Laura Rowe and Sharon Buquo will take over Community Service.

Ellen Cannon will take over Education from Kathi Thompson.

Hospitality will be handled by Carol Vonderheide.

Elaine Brett will handle Show and Tell.

Stacy Wilson will take over Ways and Means.

Vice President, Linda Wilson

There are now 6 guilds, instead of 7, that will be managing QuiltFest.

Recording Secretary/QOV, Linda Marsh

We had a generous donation of 6 quilts for Quilts of Valor from Betty and Ole Olson.

Treasurer Ellen Ford

Balance is \$12,732.86.

Education, Ellen Cannon

Sherry Verell will hold a class on February 28 called Double Disappearing 9-Patch.

Other classes members have suggested are: beginning hand appliqué; 12-point Christmas star; Christmas tree skirt; fractured log cabin; 4 patch posies; sewing circles; a mystery class in May (utility quilt); purses; and Kimber-bear.

Library, Vicki Zoller -Library will be open at the February meeting. Theme for 2022 challenge is Beatles song titles. Details will be in the next newsletter.

Featured Quilter, Donna Caldarise. Adriane Elwood was the featured quilter for this month.

Continued next page...

Kathi Thompson - Board Members sworn in:

President - Pat D'Elia

Vice President - Linda Wilson

Recording Secretary - Linda Marsh

Corresponding Secretary -
Terri Chamberlain

Treasurer - Ellen Ford

Membership Susan Sharpe

We ended 2021 with 153 members; so far in 2022,
we have 106.

We have 78 members present, with 2 on Zoom.

Early Bird Registration prize was won by Jody
Sciullo (Cinnamon's gift certificate).

2 new members: Barbara Bauer and Karen Pasiuk.

Publicity, Sondie Frus

She has also agreed to be in charge of publicity for
QuiltFest 2022.

Sit and Stitch, Sherry Verell

Will be held on January 24 and 31.

Website, Pris Roehm

When Pris sends out email blasts, she will always
list the number of items contained in the email in
the subject line.

UFOs, Mary Anne Dennis

Trish Egbert finished the most UFOs (12).

Winner of random UFO drawing was Mary Anne
Dennis.

Quilt Mothers, Bobbie Redshow and Raney Man-
ning

Homespun by Modern Melody (73" x 91") quilt is
being shown on the stage.

Table birthday gifts were provided by Adriane El-
wood and Mary Anne Dennis. Thank you ladies!

Program - Dawn Burns of Titled Quilters Quilt Shop

President Pat D'Elia - Next board meeting is Febru-
ary 7; next guild meeting is February 21.

The meeting was adjourned at 11:57 a.m.

Respectfully submitted,

Linda Marsh

Recording Secretary

PAT'S POST

By Pat D'elia

January is GONE! The cold weather is proba-
bly GONE! Wish Covid would be GONE!

The Birthday Party for the guild was a huge
success. Thanks to all who made it happen.
Now we're on to a busy year with many inter-
esting programs and classes in the works. Be
sure to attend these special events and get the
most out of your membership.

The response to the Daytona bus trip has been
very good. It will be fun to get back to some-
thing we have enjoyed in the past. Just a re-
minder: the bus leaves from the church parking
lot at 8:00 am SHARP! Also, it is best to park in
front of the church as opposed to near the
school. We will have several Friendship mem-
bers participating, so be sure to give them a
big "All Stars" welcome.

The Community Service team is gearing up for
a big year. Please continue to make those
beautiful items for donation to our thankful re-
cipients.

A big thanks to the Auditing Committee for
completing their task. Elaine Brett, Jill Kelly
and Ronnie Potter met and examined our fi-
nances. Everything was in line. Ellen Ford has
been doing a great job of handling our funds.



PROGRAMS

By Linda Wilson

February 21 Janet Wells: "It's the Little Things".

March 21 Lyn Painter: Quilting with Wool

April 18 Linda Hunterful: Big Stitch

May 16 Mothers Day Tribute

June 20 Katherine Delia: Color

More programs are in the works!



HAPPY BIRTHDAY!

FEBRUARY

3 CAROL BURD

4 STACY WILSON

14 BECKY HURLEY

17 VERONICA POTTER

22 RANEY MANNING

27 MARY ANN MASCELLINO

28 AMANDA HODGES

MARCH

1 LINDA WILSON

3 BETTY OLSON

12 KAREN PASIUK

14 BONNIE TAYLOR

15 JEANNIE GOUEL

15 GEORGIANA MORRIS

18 VALERIE BENNETT

25 BEVERLY ROUX

26 DONNA CALDARISE

LIBRARY NEWS

By Vicki Zoller

The library will be open at the February Guild meeting. We have a new book-- Quilts from the House of Tula Pink. This is Tula Pink's first book and it has lots of fun and easy quilts. There is even a pattern for a fabric cuckoo clock. I would love to see that at a future show and tell.

I also have some additional Quiltfolk magazines. These magazines are for sale for \$1.00 each, with proceeds going to the Guild. Bring bring correct change if you wish to purchase a magazine. These magazines are part quilt bios, part travelogue, and part eye candy. The theme of each magazine is a different state. Come see if your favorite state is featured!

RAFFLE QUILT 2022



"Jester" is our 2022 raffle quilt!

Ticket sales will start soon.

EDUCATION

By Ellen Cannon

February 28th Sherry Verell will be doing a class on **Disappearing Double 9 patch**.

The hours are 9:00 AM for set up, 9:30 class begins, and 12:30 you are free to go to lunch after completing several blocks. The cost is \$10.00 and the supply list is on the website and this page.

April 14th Mary Anne Dennis will be teaching the **Fractured Log Cabin**. The cost will be \$10.00 and the supply list and times will be posted on the website.

May 8th, Sunnie Malesky will be teaching a **mystery class call "Vincent in Arles"**! Stay tuned for more information about this fun and suspenseful class! The class fee is \$10.00.

Stop by the education table at the general meeting to see the class samples and sign up for one, two, or all three!!



2022 Guild Challenge

By Vicki Zoller

The theme for this year's challenge is Beatles' song titles. Be inspired by any one of the 227 Beatles titles for your quilt. Your quilt should measure 200" total sides or smaller. The reveal will be at the July meeting. We will vote on our favorites and the top three winners will each receive a \$30 gift card from Cinnamon's.

I look forward to seeing quilts from all the Lovely Lindas, Lovely Rita, Lucy in the Sky, Polythene Pam and any other Guild member.

DOUBLE DISAPPEARING 9-PATCH with Sherry Verell

SUPPLY LIST

FABRIC A accent color $\frac{1}{4}$ yard

FABRIC B white or very pale $\frac{3}{4}$ yard

FABRIC C dark $\frac{3}{4}$ yard

FABRIC D medium $\frac{1}{4}$ yard

FABRIC E light 1 yard

10" finished block

quilt size 40" X 50"

$\frac{1}{2}$ yard binding

2-1/2 yards backing

If you would like, you can cut one strip from each fabric at home.

Fabrics A, B, and C cut 3" strips wof. Fabrics D and E cur 4" strips wof.

This will be enough to make two blocks.

Sewing machine

Basic sewing supplies, including neutral thread

Rotary cutter

Ruler. If you cut strips at home, a 6" X 12" ruler is big enough.

Cutting mat


UFO CHALLENGE

2021

By Mary Anne Dennis

Our big winner was Trish Egbert who completed 12 UFO's last year and I, Mary Anne Dennis won the random drawing.

See you all in 2023!



COMMUNITY SERVICE

By Terri Chamberlain

APPLAUSE

Daniel Kids, Peds Care and HartFelt received all the beautiful quilts donated during January.

Laura Rowe delivered 26 quilts and 16 pillowcases to the above charities.

Mary Ann Dennis delivered several finished utility bags to be distributed.

APPEAL

Food Bank Reminder, March, 21st.

Safe Harbor boys have a need for three quilts. The boys are growing teenagers. 65"x 80".

HeartFelt always appreciates any size quilts that we can provide. Seniors need warm quilts this time of year.

Honor Flight Quilts - There have been about 18 quilts donated for the JAX Veteran's traveling to Washington D.C. in June. Sharon needs 6 more quilts, sizes 36"x 36" or 40"x 40". Please use Quilts of Valor colors. Sharon will add special labels.

All Stars, thank you for sharing your generosity and talent.

From Your New Community Service Team -

Sharon Buquo - Fabric Table & Batting

Vondy Hilbert - Food Bank

Laura Rowe - Contact & deliveries of donations.

Terri Chamberlain - Community Service Chairman



COMMUNITY SERVICE QUILTERS LIST and Our Charity Quilt Sizes

These lists may be found in former newsletters or on the website. They will be updated for 2022.



UTILITY BAGS

By Mary Ann Dennis

Thanks to all your work in sewing these bags. I will be delivering about 25 to DESC (Downtown homeless society) this week. Keep on sewing. We still need plenty for Daniel, Safe Harbor Boys Home and Hubbard House.

Please call or text anytime you have any questions.

Click here for [PATTERN & INSTRUCTIONS](#)

WHO NEEDS OUR MONEY?

It is time to start work on selecting an organization to receive the proceeds from our upcoming quilt raffle. If you have information on a local charity that you would like to see considered, please attend the March board meeting, on March 7, 2022. We will need a brief description of the organization and any written materials that might be available. We usually get several suggestions and narrow it down to three choices for the membership to vote on. Thanks for helping us find out who we can help.

FEATURED QUILTER

By Donna Caldarise

Our featured quilter this month is Joyce Daugherty. Joyce and her husband are from Oklahoma. They raised their two daughters in St. Louis prior to moving to Jacksonville as her husband changed jobs.



They are active volunteers for Habitat for Humanity International. They have volunteered in about half of the United States and 8 other countries. Their deployments have ranged from 2 weeks to 15 months. The longer trips allowed travel, shopping and sampling new foods in each state or country – and language lessons!

Typically, Joyce's answer to where is home, is "Home is wherever my pillow is"! She has lived in Jacksonville for almost 30 years! They moved into their home on the first Monday in August. The movers unpacked a sled and asked "where are you planning on using this?"

Joyce's mother introduced her to quilting when she was a teenager. Her first "real" quilt was a t-shirt quilt for their oldest daughter, made from her favorite high school club and event t-shirts. This was her "Friday afternoon nap quilt so she could snoop with the owls" over the weekend. This quilt is still in use!

Joyce expanded her quilt education with books from the library, classes at All Stars Quilters' Guild and trial and error. Additionally, she learned from Trish Egbert when she became a member of a neighborhood quilting group. She has been a member of our guild for 8 – 10 years. Due to deployments building houses she has not volunteered for a Guild committee. She found out about our guild from Trish Egbert.

Joyce enjoys taking classes, learning new skills and seeing the fascinating quilts that others have created during Sew and Tell each month. She especially enjoys that the monthly meetings have

been on Zoom. She is always amazed at the number of quilts that members make for community service – WOW! She appreciates "How To" classes. Joyce especially likes batiks but finds them hard to cut into.

She is not a member of another guild but has a group of friends who gather to quilt on their own projects and have conversation. They have their own Sew and Tell and share and learn from each other – "How do I do this?" and "What do you think of this combination of fabrics?"

Most of her quilts find their way to other homes. Only a few have been kept.

She is currently hand quilting a quilt of pieced hearts of plaids and batiks. Finding the fabrics took many years. The hearts were hand appliqued on a pieced square. (The blocks were tucked in luggage for several cruises and trips across the country.)

Joyce also enjoys photography, cooking, gardening, travel and of course building houses with Habitat for Humanity. The need for "measure twice, cut once" is equally important in construction and quilting! The end product a house or a quilt brings comfort to those in need.

What we didn't know about Joyce is that she has a "vapors" quilt made by her great, great grandmother. The fan pattern has embroidery on each seam. The quilt was left in her parlor for repose when her great, great grandmother needed a few minutes away from her chores





BUS TRIP TO DAYTONA QUILT SHOW

As in the past, we will be reserving a bus to take us to the AQS quilt show in Daytona. This will take place on **February 25, 2022 (Friday)**.

We will **depart at 8:00 am from the First Christian Church parking lot**, so please **arrive approximately 30 minutes** earlier to check in and get boarded. The bus usually pulls into the Ocean Center at about 9:30. I will have purchased group tickets for us (cheaper), so you will be able to go right in. I will have purchased group tickets for us (cheaper), so you will be able to go right in.

MASKS ARE REQUIRED ON THE BUS.

There is **food court at the venue** or some restaurants within walking distance, if you prefer.

There is a bathroom on the bus, but we will make a **stop at a rest area on each leg of the trip.**

Food and drink is only allowed on the bus if I promise to keep a handle on the mess, so be sure to inform me of any issues, and I will collect trash periodically, as before.

I have invited the Friendship Guild from Orange Park to join us, in hopes of filling the bus and keeping costs down. I think we can get away with only charging **\$30 per person**, as before. This amount will cover the cost of the bus, the driver's tip and the show ticket. Quite a good deal!

Deadline for payment is the February meeting (2/21). You can mail a check to my home if you prefer, made out to All Stars, at 6635 Jefferson Garden Ct. Jacksonville, FL 32258

The return from Daytona begins at 3:00 pm. We will load as soon as the bus pulls up and get on our way, **probably arriving back between 4:30 and 5:00pm.**

MEMBERSHIP

By Susan Sharpe

Effective January 17, 2022, the date of the General Meeting, we had 106 members on the roster for 2022. Since then, twelve have renewed or joined, with three more due to renew by February's meeting. At January's meeting, were 80 members present, with an additional two on Zoom. We had two new members.

Click here for [MEMBERSHIP FORM](#)

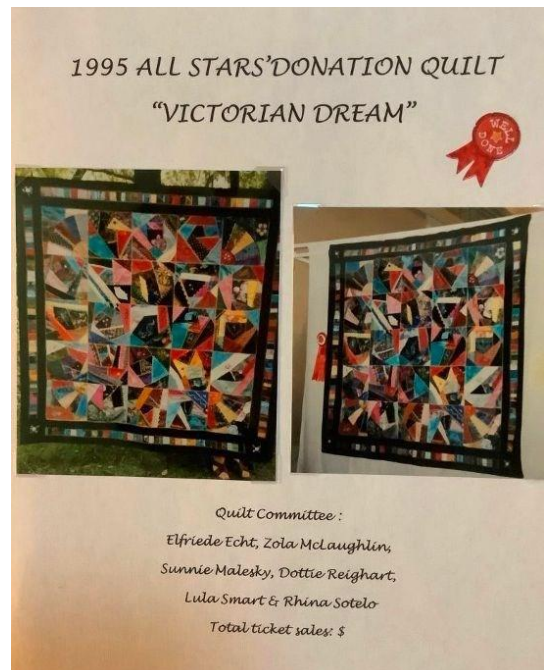
HISTORIAN

By Sandy Onsager

February 1995 "America's foremost doll-maker", Elinor Peace Balley taught 3 days of classes. One of the classes taught how to design a doll in your mirror-image.

If you're interested in seeing her work she still has an active website
<https://www.fabric-chicks.com>.

The same month a class was taught on embroidery and embellishing to teach everyone how to turn the crazy quilt being made for the annual raffle into a thing of beauty!



SPRING RETREAT INFO IS COMING SOON!

Regardless of the Groundhog's predictions, Spring will come and with it our Spring Retreat!

Plans are being made now, so save the dates:

May 19—20—21

This popular retreat will be held in the same location in Orange Park as last year's event.



HAND STITCHING GROUP

By Elaine Brett and Ellen Cannon

Our group will resume meeting after the February general meeting and every month thereafter. We meet in the smaller room near the front door directly after the General meeting.

Everyone brings whatever they want to stitch on such as hand appliqué, hand piecing, hand embroidery and hand quilting, etc. You get the main theme .

If you would like to stop by after the meeting and just say hello, we would love to meet you. If you would like to stitch with us, please bring a lunch as we eat together before stitching.

We are very friendly and welcoming and would love to have you join us!

QUILTFEST NEWS

By Sondie Frus

YOU can help Quiltfest:

Are you on Facebook? If yes, please take a moment and open this link:

<https://www.facebook.com/QuiltFestJax>

and LIKE the page. If you could also click on the three dots (near the "like" button) and invite friends, that would be worth bonus kudos. We have also set up a group called QuiltfestJax Chatter. If you join that group you could post to it. I've been busy adding posts daily which I hope will be interesting to you. Take a look by scrolling through the previous posts; and I'd love your

QUILTFEST TIMELINE

April 3 to July 25:

Registration! New online system, but still OK to send by mail

Take In:

Labor Day weekend

Judging to be held at the Prime Osborn Convention Center

Show:

September 15—16—17

For more information:

quiltfestjax.com

Check out the new website!

Get ready to volunteer!

The MARKETPLACE

All Stars may list 1—3 items For Sale, Trade, Free or Looking For. A guild member may list an item for a friend but the member must be the contact person. Please be sure to state a price, even OBO (Or Best Offer), description of the items, and how to contact you. All arrangements will be made between the buyer/seller. The Guild and Gazette have no responsibility for any transaction.

Please submit your classified-style ad in a regular email to: sunsky@comcast.net

Alto's Cutting System² for sale.

Complete with instruction book and dvd.
It has been used but not abused.
Paid \$200 new. Asking \$40 OBO.
This video will show you all about it:

<https://www.quiltcut.com/videos/>

Sherry Verell 904-662-8429.

You could be using this free ad space to sell something you don't need anymore!



FREEBIE TABLE RETURNS!

Be sure to take a look on the Freebie Table. Your treasure could be waiting! Don't be shy about taking something...these things need new homes! Items are added as people arrive at the meeting, so it may be a good idea to cruise by a couple times.

If you have something for the table, just bring it to the meeting. You can mention it here so somebody may come to meeting looking for it. You may take any unclaimed items back home, so Mary Ann won't have to dispose of them...Freebie Table is a one-time opportunity!

Vintage Spools of Thread—Vicki Zoller

Recently a neighbor gave me some vintage spools of thread. These spools are between 50 and 65 years old. The spools are wooden and have stamped or paper labels. One of the spools had an original price of 19 cents! How things have changed! I would not use thread this old in any sewing projects, but they are a nice collectible. There is no cost for the spools. My neighbor is happy to see them go to someone who will enjoy them.

Antique buttons

Button, button, whose got the button? You do, if you get there before anyone else, though you might only take one of the containers.

Art Quilting Studio magazines—recent issues!

Embroidery thread organizer box

Collection of Bible-theme quilt block magazine/books

Lots of fabric & scraps

All Stars BOM 2022: Through the Year

February

LINCOLN'S PLATFORM

BACKGROUND

8— $2\frac{1}{4}$ " squares A

4— $2\frac{1}{4}$ x 6" rectangle B

MEDIUM

2— $4\frac{1}{4}$ " squares C

cut once on the diagonal

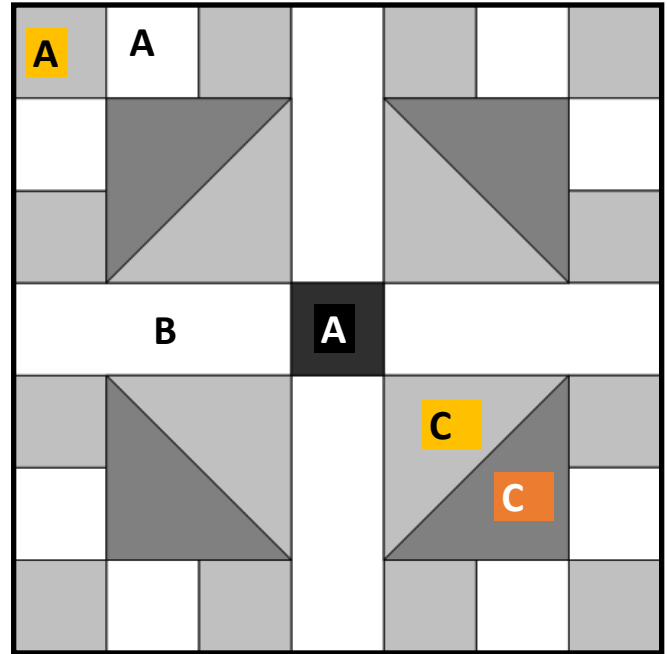
12— $2\frac{1}{4}$ " squares A

DARK

2— $4\frac{1}{4}$ " squares C

cut once on the diagonal

1— $2\frac{1}{4}$ " square A for center



For all BOMs the suggested background will be the LIGHTEST value.

Please suit yourself by using as many colors as you like, and/ or changing the values (i.e. The Cs could be reversed, the Med. As could be Dark, etc.). The diagram values shown are to allow you to see the different pieces.

You could sew strip sets for the As: M—Bkgd.—M and Bkgd.—M : Cut the strips $2\frac{1}{4}$ " wide by about 9" long

You could make the C/C units as HSTs: Cut 2— $4\frac{1}{4}$ " squares of each value

Place RS together into pairs.

Draw 1 diagonal line on WS of the lightest one.

Sew $\frac{1}{4}$ " away from each side of the line.

Cut on the line. Press open. Trim to $3\frac{7}{8}$ " square.

You may be able to get away with changing $3\frac{7}{8}$ " to 4".

This block will possibly come out a bit large. The squares going all around will allow you to trim it with no harm to the final design.

Trim to $12\frac{1}{2}$ " (raw edge).