



# CALENDAR of EVENTS

## FEBRUARY

- 1 Board meeting & newsletter deadline
- 8 Sit & Stitch and Zentangles group
- 15 General meeting: 10 AM  
"Quilters Potpourri" Tips & Ideas
- 22 Class: Attic Windows 10—4 FILLED

## MARCH

- 1 Board meeting & Newsletter deadline
- 8 Sit & Stitch and Zentangles
- 15 General meeting: 10AM  
Danisse from Miss D's
- 22 Sit & Stitch
- 29 Class: QAYG Spring Placemats with  
Kathi Thompson

Board Meeting 10 AM first Monday of each month.

General meeting 10 AM third Monday each month.

Classes set up at 9:30 and start at 10 AM unless stated otherwise and go for various lengths of time.

Sit & Stitch gathers at 9:30 starts at 10 and goes to noon.

Zentangles meets second Monday 10—noon.

Hand stitching follows General meeting, bring a lunch.

*See articles for more information*

## APRIL

- 5 Board meeting & newsletter deadline
- 12 Sit & Stitch and Zentangles
- 19 General meeting: 10 AM  
Kathy Metalica Cray "One Hundred Years of Antique Quilts"  
Outdoor Sewing Room Sale, Food Bank collection
- 26 TBA

## MAY

- 3 Board meeting & newsletter deadline
- 10 Sit & Stitch; and Zentangles
- 17 General meeting :10 AM  
Trunk Show by Robyn House-Geuttler  
Class following meeting
- 24 & 31 Sit & Stitch  
if no class is scheduled

### IN THIS ISSUE:

- Contact All Stars.....p. 2**
- Minutes of Jan. General Meeting....p. 2**
- Community Service.....p. 4**
- Quilt Mother.....p. 4**
- Challenge 2021.....p. 5**
- Education and Programs.....p. 6**
- Marketplace.....p. 7**
- BOM.....p. 8**

# CONTACT ALL STARS

The All Star Quilters' Guild meets at the First Christian Church, 11924 San Jose Blvd., Jacksonville, Florida 32223

Mailing address: All Star Quilters Guild, P.O. Box 23772; Jacksonville FL32241-3772

Website: <https://www.allstarquilters.org/>

Facebook page: [CLICK HERE](#)

Officers & Committee Chairs: [CLICK HERE](#)

---

## Minutes of the JAN. Meeting

January 18, 20 21

The meeting was called to order at 10:00 a.m.

Thought for the Day by Laura Ingalls Wilder: "The real things haven't changed. It is still best to be honest and truthful; to make the most of what we have; to be happy with simple pleasures; and have courage when things go wrong."

### Treasurer, Ellen Cannon

- Current balance is \$13,500.18.
- Jill Kelly made a motion to continue paying the church \$3,000 annually in rent versus reducing that amount to \$2,500.

Motion was seconded by MaryAnn Dennis, and passed with majority vote from the membership.

### Ways and Means, Ellen Cannon

- There will be a sewing room sale before and after the April guild meeting, and if necessary, it will be outside in front of the church.

**Auditing Committee, Sherry Verell-** An auditing committee meeting is to be held later in the day on January 18.

### President Pat Delia

- Apologized for the scam emails appearing to be from her, but are really fake emails using her name. She is researching how to stop the fake emails, but at this time, does not know how to stop them. The fake emails are only being sent to guild members, and not her family.
- Job descriptions were given to new board members.

### Vice President, Linda Wilson

- As far as she knows, the **Fall Retreat** is still scheduled for October 25 to 29 in Ocala. The theme will be "Sew Spooky", and cost is \$270.
- **QuiltFest** is canceled for 2021. AQS has canceled all of their shows for 2021. The next QuiltFest will be in March of 2022. Issues currently being discussed for QuiltFest are: change of venue; vendor recruitment, publicity, and better attendance.

### Recording Secretary/Quilts of Valor, Linda Marsh

- Nothing to report on Recording Secretary duties
- 25 completed quilts were just donated from Sunshine State Quilters of Florida. QOV presentations are slow due to Covid 19; however, has one presentation scheduled for tomorrow.

### Spring Retreat, Ellen Cannon

- Does not know if guild can host 2021 retreat. The church is still not open, so the spring retreat remains on hold.

### Community Service, Mindy Ashby

- If anyone is working on community service quilts and needs batting, Mindy can provide it. There will be a Mandarin food bank collection at the April guild meeting.

Recap of what guild accomplished in 2020:

Charity Estimated Value

Peds	40 quilts	16 pillowcases	\$4,635.00
Daniel	35 quilts	13 pillowcases	\$4,750.00

Safe Harbor 11 quilts 5 pillowcases \$1,400.00  
 HartFelt97 quilts 7 pillowcases \$13,500.00  
 61 Christmas stockings and cash donations of \$265  
 VA Home, St. Augustine 17 fidget quilts  
 Mandarin Food Bank  
 cash and food donations \$2,290.00  
 TOTAL AMOUNT DONATED \$27,265.00  
 Fabric sale (February; proceeds given to Treasurer)  
 \$ 124.00  
 Batting purchase paid by guild treasury \$213.00

**Education, Web Site and e-blasts, Pris Roeh**

The first workshop for 2021 will be Attic Windows by Lori Fredericks on February 22. The class is filled. Pris is taking names for a waiting list.

Next class will be spring quilt-as-you-go placemats on March 29. Kathi will bring a sample to the February board meeting and a photo will be in the February newsletter.

The guild website will host the newsletter going forward. You will be sent an e-blast (email) providing a link to the newsletter.

**Equipment Manager, Delia Bright -**

Although Delia is the out-going Equipment Manager, she helped today setting up Zoom and AV equipment.

**Membership, June Daniels**

There were 30 members in attendance at the meeting with 15 members on Zoom. Total membership to date is 123. Door prizes were won by Sue Blythe and Pris Roehm. Early bird drawing was won by Betty Olson.

**Newsletter, Sunnie Malesky -**

Sunnie was unable to be present today. Deadline for articles, etc. to be included in newsletter remains mid-night of the first Monday of the month. Articles will be edited for space only. Pictures will be included as received. If pictures need rotation, that should be done before submission to the newsletter. No texts; correspondence by email only. 2021 newsletters will include a Block of the Month, and will include a marketplace for guild members. If there are any comments on the newsletters, please let Sunnie or Pris know.

**Quilt Mother, Ranie Manning**

Ranie was absent, so Bobbi Redshaw spoke for Ranie.

Pattern for guild quilt is made from fat quarters. They need rainbow colors, i.e. plain, tone-on-tone, or soft prints. Please bring these to future meetings. If anyone makes a community service quilt, Bobbi Redshaw will quilt them. Bobbi lives in the Regency area and will make arrangements to meet you somewhere to obtain your pieced quilt for free motion quilting.

**Sit 'n Stitch, Sherry Verell**

Project at the sit-and-stitch on January 25 will be making name tag holder. Pattern will be in the newsletter.

**Doll Clothes Project, Cindy Brown**

108 outfits were collected. Susan Lloyd purchased dolls and each doll was given with 9 outfits to foster children at the Jewish Family and Community Service Center.

**UFOs, Mary Anne Dennis**

Rules for UFOs:

- Winner will be person present who finishes the most UFOs
- Your name will be placed in a hot for each item finished
- No quilt tops; must be finished quilt ready to give away. Must be started before 12/31/201
- Entry form will be on the website

**Meeting Programs, Linda Wilson**

History of All Stars slide presentation.

**Show and Tell- Participants were Cindy**

Brown, Mary Hoskins, Sheron Walser, Jill Kelly, Carol Vonderheide, and Delia Bright.

Next Board Meeting will be February 1.

Next Guild Meeting will be February 15.

Meeting was adjourned at 11:15 a.m.



# Pat's Post

Happy February guild friends!

We had pretty successful January board and guild meetings . Linda Wilson did a nice job of reminding us of how far we've come and what good work we do. The Zoom experience was much improved this month, so I've been told. Thanks go to Delia and Pris for continuing to work on that

So, here we go into 2021. Time to make more Community Service quilts, finish some UFO'S, participate in classes, and attend meetings ( in person or on Zoom).

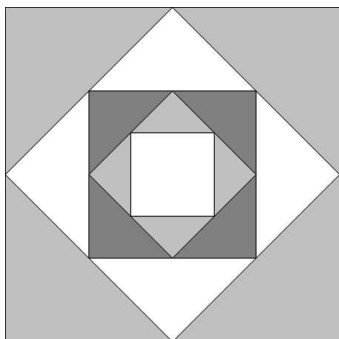
I just attended a retreat at the Retreat Center at Silver Springs. Mary Beth Harper, the director there ,is now an avid quilter ( thanks to us and other quilting groups that have used her facility ). She put together a non-guild affiliated retreat and 18 of us enjoyed each other's company and talents for 4 days. We were socially distanced and used many precautions and were able to spend time doing what we love. It was wonderful.

I helped Mary Beth make the arrangements and was instrumental in making the retreat happen. We're doing it again in April/May and if you are interested, you can contact me for registration info. The dates are April 29-May 2, 2021.

I'm hoping that many of you have started getting vaccinated. When you feel ready , I hope you will return to in-person meetings and our regular social gatherings. I'm looking forward to seeing you again soon.

Pat D'Elia

Guild President



# Community Service

Guild members, as we begin our new year we also begin to think about what type of quilt we may like to make for our charities we support. Whether it may be for a boy, girl, teen, or senior. Then we get to consider color, texture and seasons. It's wonderful to have so many choices!! I hope we continue the tremendous response supporting our charities as we did last year.

On April 19th during the guild meeting we will collect food & hygiene items as well as cash for the Mandarin Food Bank. We will also have tables outside with fabric for sale during the Guild's Sewing Room Sale. Fabric is provided free of charge when making a charity quilt.

We have batting and I can cut your specific size. Just call or email me.

Thanks,

Mindy Ashby

---

# Quilt Mother

Our pattern is mostly made from fat quarters, so we figured the best place to get them from is our members' stashes. We are looking for all shades of reds, greens, blues, yellows, oranges, and pinks.

They can be solids, tone-on-tone or very small prints.

If any members are willing to give up some, just place them in a small bag and bring to the meeting. In Feb, March or April. If members would like to have any back we don't use, just put their name on the bag. Any others not used will be given to Mindy for the guild's stash.

Thanks,

Bobbie Renshaw and Ranney Manning

# ZOOM with us!

We will be having Zoom Guild meetings as well as live meetings. All safety procedures will be followed at the live meetings.

Here are a few helpful hints for those of you joining on zoom.

You will be receiving an e-mail with the link for the meeting. When you are ready to join the meeting (at the designated time or a few minutes before) click on the link.

You will be in a Waiting Room for a short time before actually joining the meeting. Please be patient.

When you come into the meetings, your camera and mic will be off. You can turn on your video but not the mic.

If you want to make a comment or ask a question, please use Chat which is on the menu with the three dots in the upper right. You can talk to each other or make a general comment. Pris R. will be monitoring it in case you have a question for the Guild.

If the internet goes off, go back to your e-mail and click on the link again. The connection at the Church doesn't always stay on so please be patient.

---

## 2021 Challenge

As I stated in the last newsletter, this year's challenge will be a carry-over from last year-- Pick a Card. Over 30 people picked cards for their entry last year. If you have forgotten what card you picked, please email me and I will let you know. If you want to get in on the challenge, please email me and I will pick a card for you.

This is where I need your help. Linda Wilson is setting up programs for 2021 and she would like to know if Guild members have been making their Challenge quilts during our hiatus and if we will be ready to have a program featuring these quilts in June, July or August. I have made my quilt, and Betty Ann Agnew and Andrea Pellegrino have told me that they have finished their entries. Anyone

else? If you have finished your entry and will be able to show it at a meeting this summer, please email me. If your entry isn't finished at this time, but will be finished by this summer and you will be able to show your quilt then, please email me.

This will certainly be a long-deferred gratification, but I am looking forward to sharing my quilt with you (it is one of my favorites) and look forward to seeing your quilts, too.

Vicki Z.

---

## QuiltFest News


As you all know, because of Covid, the show that had been scheduled for May 2021 has been canceled, and QuiltFest has been moved permanently to March.

**The next QuiltFest will be March 31 and April 1 and 2, 2022.**

The QuiltFest Board is working to address several important issues related to QuiltFest, including possible alternate venues for the show, a review of publicity related to the show and whether there are ways to better publicize the show locally, volunteer and vendor recruitment and show format.

As more information on decisions about the 2022 show becomes available, it will be reported in the newsletter.

The Guild representatives on the QuiltFest Board are Ellen Ford, Veronica Potter, Susan Sharpe and Linda Wilson. Alternates are June Daniels and Pat D'Elia.



## Programs coming up

I am continuing my planning for Guild programs for 2021. Following is the schedule through May.

### **February 15** - "Quilters' Potpourri"

Several Guild members will present quilting ideas, hints, lessons learned and potential projects. One presentation will include the surprising history of a common fabric.

### **March 15** – Presentation by Danisse from Miss D's in Palatka

Danisse will discuss the differences between print and digital fabric and will include examples of both types of fabric. She will also discuss how fabric production is scheduled, when designers start designing to meet production schedules and how inventory is managed. This may be of help to those of us who see a quilt in a magazine and find that the fabric used in the quilt is no longer in print.

### **April 19** – Presentation by Kathy Metalica Cray

Kathy will present a program entitled "One Hundred Years of Antique Quilts – 1830 through 1930." She told me that if members have antique quilts they would like to learn about, she will be happy to look at them and give some history about the quilts.

### **May 15**– Trunk Show by Robyn House-Geuttler

Robyn, who lives in Michigan, is Kathi Thompson's daughter, and she has presented to the Guild before. She also will teach a class in the afternoon after the Guild meeting.

Other programs in the works include the reveal of the 2020/2021 Challenge Quilts (Pick-A-Card), presentations by the 12 x 12 groups, a program, subject to be determined, presented by Sunnie Malesky, and the sewing room auction with Bruce from Scrappy Rooster in Kingsland, GA, acting as our auctioneer.

Also, I'm interested in learning what programs Guild members would be interested in. If you have suggestions for programs for this year, please email me at [kandsmom1959@gmail.com](mailto:kandsmom1959@gmail.com).

Linda Wilson

## Education & Class news

On March 29 from 10 to 4 we will be making cute stitch and flip place mats. They are very "spring time, Easterish." The fabric requirements will be given when you sign up. Again we are limited to 12 people in the class. Cost will be \$10.00. Most of us will have the fabric required in our stash.



I have been working on many different classes for education. I will have samples to show at the February board meeting and guild meeting. I am open to any suggestions that members may have. Just call or email me. Looking forward to an educational year, Kathi

---

## All Star History

Twenty-seven years ago, in 1994 ASQG began the year with 55 members and some familiar names (Patsy Beach, Elfriede Echt (membership), Sunnie Malesky (president) and Mary Stout (Q.U.I.L.T. Rep).

The guild's birthday was celebrated in January with a covered dish lunch, a monthly sampler was planned and the annual challenge was announced. Another busy year was ahead.

Sandy Onsager

## UFOs 2021

There were no UFOs shared at the meeting last month, so we are looking forward to seeing some in February!

You are welcome to join in at any time during the year. Mary Anne has forms or you can get one by clicking [HERE](#).

She is also looking for a helper with this popular project so we can end the year with prizes! Contact her if you'd like to help.

---

## E-Blasts & Newsletter Info

E-Blasts are the way we get urgent and important messages out to the membership.

To ensure you know to open and read the email right away, we will only send them as needed, and they will not contain information better found in the newsletter or announced at meetings, etc.

If you have information for an e-Blast, please contact Pat Delia or Sunnie Malesky.

If you have news for the guild membership, please send it to Sunnie Malesky at [sunsky@comcast.net](mailto:sunsky@comcast.net) to be included in the Gazette.

We also have the Marketplace for sale/ trade/ free items, and any time you'd like to share some quilting news of general interest or recommend a YouTube or class or book, etc. please let Sunnie know!

HOW TO CONTACT ALL STARS is found on page 2, and includes a hotlink to the webpage listing of all the officers and chairmen so you'll know how to reach the person who you're looking for.

The Post Office Box address is there, if you need to send a check, and the address for the church so you can tell your friends how to find us on Mondays!

## Marketplace

*As a service to our members, you may list 1—3 items you have for sale, trade or free.*

*Please be sure to state a price, even if it OBO (Or Best Offer), description of the items, and how to contact you.*

*All arrangements will be made between the buyer/ seller. All Stars has no responsibility for any transaction.*

*At this time pictures of items cannot be included. Contact the person in the listing if you are interested in an item.*

### Koala Cutting Table/Storage Center

This light maple colored cabinet is ideal for cutting fabric and storing quilting/sewing tools, patterns, fabric and other items. Closed, the piece measures 46.5" W x 21" D x 34.5" H. Open, it is 40.5" D. Photos are available...contact information below for additional information. I paid over \$3,000 (don't tell my husband) for this piece but will sell **prior to February 16** for \$500.

Cabinet must be picked up from my driveway in Ortega by February 16, 2021. This is a heavy item and no delivery is available.

**Contact information:** Please contact Margie Parr, at 904-838-1939 or [mpsunshine12@gmail.com](mailto:mpsunshine12@gmail.com)

---

## BOM INFO

Our 12 BOMs will all go together in a quilt, if you decide to use them that way.

The value/shading in the block picture is mostly so you can see the different pieces clearly...have fun changing the values and colors as you like!

Due to their diagonal designs, it is often necessary to use a very scant seam allowance. Some blocks have larger outside triangles so you can trim to correct size. This is usually noted in the block pattern instructions.

FUDGE FACTOR: this goes for any block!...as long as you have 1/8 inch for seam allowance you can still sew two pieces together.

Mark the section that is "shy" and do not line it up with the other piece's edge. Use the piece with full seam allowance as the edge to guide your sewing.



## FEBRUARY BOM

King's Crown

12" finished

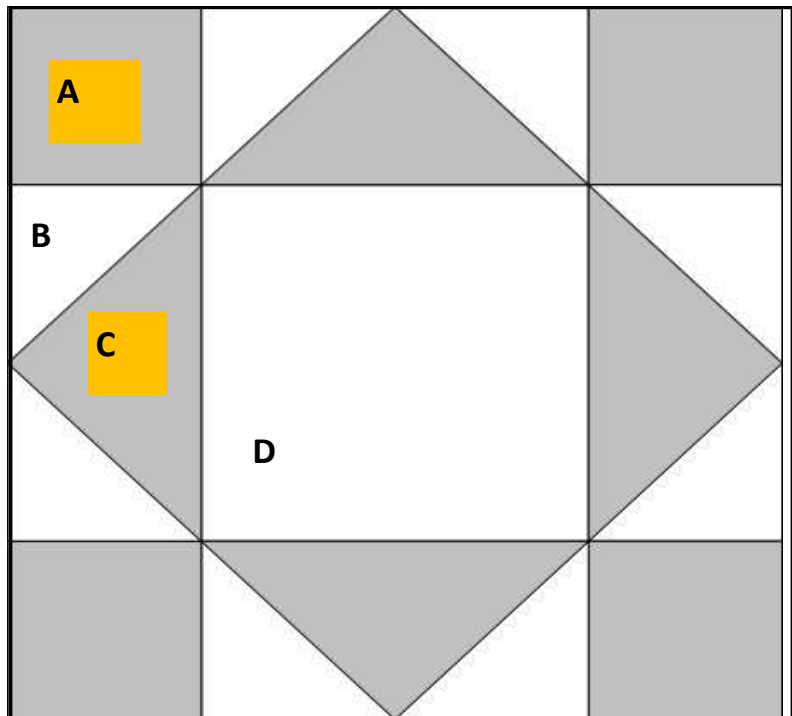
### CUTTING

A) Corner squares: 4—3 1/2"

B) Geese Background (small triangles) : 4—squares 3 7/8" then cut in half on diagonal for 8 triangles.

C) Geese bodies (large triangles) : 1 square 7 1/4 cut twice on diagonal like an X (makes 4 large triangles)

D) Center Square: 6 1/2"



Sew a Flying Goose (make 4 total) by sewing 2 Bs (long sides) to a C (short sides).

Be sure to press the first B into place and trim "dog ear" before sewing the second one.

Sew one Geese unit to opposite sides of D.

Sew an A to the short sides of 2 of the other 2 Geese.

Sew the A/ Geese units to the D/ Geese unit.

*If you are using directional fabric, you may want to lay out all the pieces before you sew.*

**Alternate method:** Sew the long side of a C on opposite sides of D, then the remaining 2 sides.

Sew a B short side on 2 adjoining sides of each A. Make 4!

Sew these big triangle units to the C/D center, on 2 opposite sides then the remaining 2 sides.

### **OR Sew & Flip Geese:**

8—3 7/8" squares and 4—3 7/8 x 6 1/2" rectangles

Mark a diagonal sewing line on each 3 7/8" square.

Place on end of rectangle with line running to the C side center. Sew & press up into corner...trim out extra layers if desired. Finish one side (sew—trim—press) before sewing the other.

Complete the block. Unfinished it should be 12 1/2".